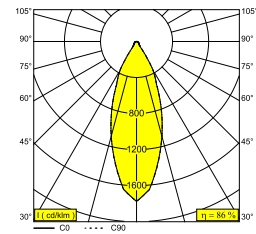
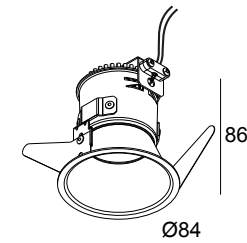




DEEP VARO 93036 IP S1 W
423 022 811 932 W

AVAILABLE IN
BLACK 423 022 811 932 B
WHITE 423 022 811 932 W



 [View on website](#)

General info

LOCATION	indoor
INSTALLATION	Ceiling Recessed
CUTOUT SHAPE/SIZE (MM)	round - 76
RECESSED DEPTH (MM)	90
THICKNESS OF MOUNTING SURFACE (MM)	min.5
INGRESS PROTECTION	IP44/20
WEIGHT (KG)	0.3
ADJUSTABILITY	non adjustable
INFORMATION	REFLECTOR FL-36° EXCL.LED POWER SUPPLY 350mA-DC

Electrical info

CLASS	III
DIM TYPE	depending on type of external power supply
ENERGY CLASS	D
CERTIFICATES	CB, ENEC

Lightsource info

LIGHTSOURCE NAME	LED
LIGHTSOURCE	LED array 5,8W / CRI>90 (R9: 52) / 3000K / 787lm
TM-30 VALUES	Rf: 90 / Rg: 99
SDCM	SDCM1
RISKGROUP	RG1
LM80	L90B10 > 50000
LED TECHNICS (LIGHT SOURCE)	787lm // 5,8W // 135lm/W
LED TECHNICS (LUMINAIRE)	678lm // 7W // 102lm/W

Requirements

LED POWER SUPPLY 350mA-DC DIM













Options

PLASTERKIT 101

DEEP VARO 93036 IP S1 W
423 022 811 932 W

For detailed installation instructions, please consult the manual: [423_022_811_9X2_HAND.pdf](#)

CEILING COMPATIBILITY

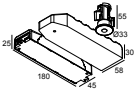
Ceiling Type	Mounting Kit
 System ceiling	-
 Plasterboard	-
 Stucanet	 PLASTERKIT 101 Required
 Wood	-
 Concrete + plaster	 PLASTERKIT 101 Required
 Lintel + plaster	 PLASTERKIT 101 Required
 Hollow-core slab + plaster	 PLASTERKIT 101 Required
 Stretched ceiling	-

DEEP VARO 93036 IP S1 W

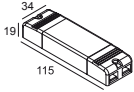
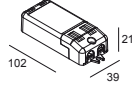
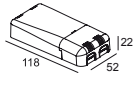
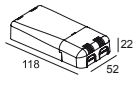
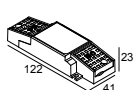
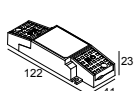
423 022 811 932 W

FINISH YOUR SPECIFICATION

Emergency units

	21032 0270 B EMERGENCY UNIT 7W / 1h + LED INDICATOR HOLDER B	<input type="checkbox"/>
	21032 0270 W EMERGENCY UNIT 7W / 1h + LED INDICATOR HOLDER W	<input type="checkbox"/>

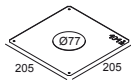
LED power supplies	#
--------------------	---

	300 90 91 LED POWER SUPPLY 350mA-DC / 15W	2(1) <input type="checkbox"/>
	300 90 110 LED POWER SUPPLY 350mA-DC / 10W DIM8	1 <input type="checkbox"/>
	300 90 124 LED POWER SUPPLY MULTI-POWER DIM7	2 (2) <input type="checkbox"/>
	300 90 125 LED POWER SUPPLY MULTI-POWER MINI DIM5	2 (2) <input type="checkbox"/>
	21012 0258 LED POWER SUPPLY MULTI POWER 200-350 / 10W DIM8	1 <input type="checkbox"/>
	21012 0480 LED POWER SUPPLY 350mA-DC / 17W IP68	1-2(2) <input type="checkbox"/>

DEEP VARO 93036 IP S1 W

423 022 811 932 W

Plasterkits



202 11 19 PLASTERKIT 101



Notes: